



# Cable Holder – Installation Notes

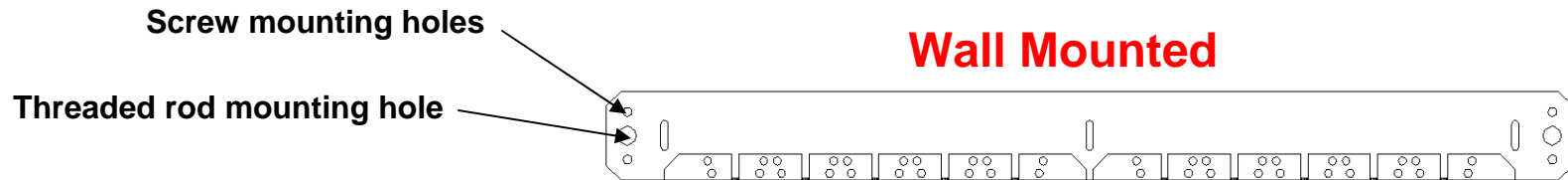
**Catalog Numbers: CS1 & CS2**

A product of Denier Manufacturing. 10891 State Route 128 Harrison, Ohio 45030  
 1-800-286-9601 @ www.roughinready.com

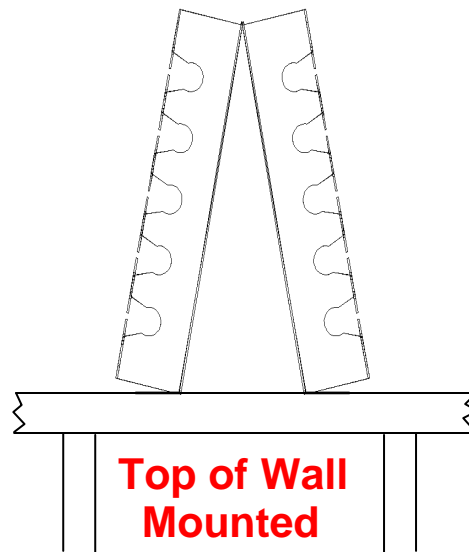
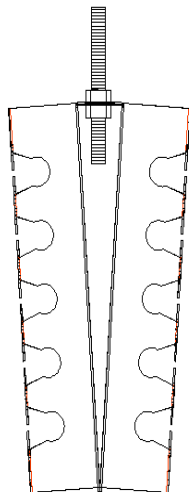


- Mount cable holder in position desired- see diagrams below.
- Push cable into holders until it snaps in. Tabs will hold cable in place.
- Cable holder will accept cable from 12-2 MC to 10-4 MC.

Cat. No.	Size And Load Rating	Application
	Table-1 Size	
CS1	Up to ten MC cables Size 12-2 up to 10-4	MC Cable
CS2	Up to sixteen MC Cables Size 12-2 up to 10-4	MC Cable



**Threaded Rod Mounted**



**Deck Mounted**

